


## ACTIVIDADES DE PLÁSTICA - 2º E.P





✚ Trabajaremos sobre imágenes de animales con diferentes técnicas:


- Colorear con pinturas y con rotuladores.
- Rellenar con trocitos de papel de charol.
- Rellenar con plastilina.
- Pintar con pincel.
- Hacer un puzzle de un animal sobre cartulina.


✚ Recortables: construir un pingüino.





























- Colorear, pegar sobre cartulina y recortar



si te pierdes tienes  
 el manual en:  
[www.pricoinsa.es](http://www.pricoinsa.es)